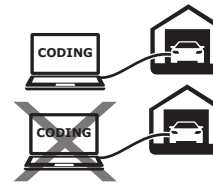


Right Connections

towbar wiring kits for the uk



Right Connections Duplex-Kit
Tow bar wiring harness
7pin/ISO1724 including
two different operation-modes

Audi		
A1 (GB) Sportback/Citycarver/Allstreet	11/2018 >>	
A3 (8V) Hatchback/Sportback/Saloon/Cabrio	08/2012 >>	
A3 (8Y) Saloon/Sportback/Allstreet	08/2020 >>	
Q2 (GA)	09/2016 >>	
Q3 (F3) SUV/Sportack	12/2018 >>	
Q3 (FJ) SUV/Sportback	10/2025 >>	
Q4 (F4) e-tron/e-tron Sportback	06/2021 >>	

Cupra		
Ateca (KH/KB)	10/2018 >>	
Born (K11)	11/2020 >>	
Formentor (KM)	10/2020 >>	
Leon (5F) ST/Hatchback/Estate/X-Perience	11/2012 >>	
Leon (KL) Hatchback/Sportstourer	04/2020 >>	
Tavascan (KR1)	03/2024 >>	
Terramar (KP1)	11/2024 >>	

Ford		
Capri (CX740L)	12/2024 >>	
Explorer (CX740)	08/2024 >>	

Seat		
Arona (KJ)	09/2017 >>	
Ateca (KH)	06/2016 >>	
Ibiza (KJ1)	06/2017 >>	
Leon (5F) ST/Hatchback/Estate/X-Perience	11/2012 >>	
Leon (KL) Hatchback/Sportstourer	04/2020 >>	
Tarraco (KN2)	01/2019 >>	

Skoda		
Elroq (PY)	11/2024 >>	
Enyaq (5A) SUV/Coupé	04/2021 >>	
Fabia (PJ)	09/2021 >>	
Kamiiq (NW4)	09/2019 >>	
Karoq (NU7) Scout/Sportline	11/2017 >>	
Kodiaq I (NS7/NV7) Kodiaq Scout	01/2017 >>	
Kodiaq II (PS)	04/2024 >>	
Octavia III (5E) Hatchback/Estate/Scout	02/2013 >>	
Octavia IV (NX) Hatchback/Estate	03/2020 >>	
Scala (NW1)	04/2019 >>	
Superb III (3V) Saloon/Estate	06/2015 >>	
Superb IV (NZ) Saloon/Estate	03/2024 >>	


Volkswagen		
Arteon (3H) Arteon Shooting Brake	06/2017 >>	
Golf VII (BE) e-Golf	01/2014 >>	
Golf VII (AM1) Sportsvan	06/2014 >>	
Golf VII (5G) Hatchback	11/2012 >>	
Golf VII (BA) Estate, Alltrack	08/2013 >>	
Golf VIII (CD1) Hatchback	01/2020 >>	
Golf VIII (CD5) Estate, Alltrack	11/2020 >>	
ID.3 (E11)	07/2020 >>	
ID.4 (E12)	03/2021 >>	
ID.5 (E31)	05/2022 >>	
ID.7 (ED2)	11/2023 >>	
ID.7 Tourer (CG5)	04/2024 >>	

Volkswagen		
Passat B8 (3G) Saloon/Estate/Alltrack	11/2014 >>	
Passat B9 (CJ) Estate	02/2024 >>	
Polo VI (AW1)	10/2017 >>	
Taigo (CS1)	12/2021 >>	
Tayron (5H8)	11/2024 >>	
T-Cross (C11)	03/2019 >>	
T-Roc (A11/D11) SUV	11/2017 >>	
T-Roc (AC7/AC8) Cabrio	03/2020 >>	
T-Roc (A2/D12)	11/2025 >>	
Tiguan II (AD1/AX1)	04/2016 >>	
Tiguan II (BW2/BJ2) Allspace	06/2017 >>	
Tiguan III (CJ1)	01/2024 >>	
Touran II (5T1)	09/2015 >>	

Vehicles with and without trailer preparation!

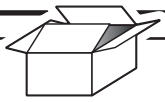
Part No: VW-305-07M

Electric wiring kit for towbars / 7-pin / 12N / 12 Volt / ISO 1724 Product overview

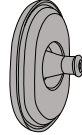
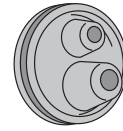
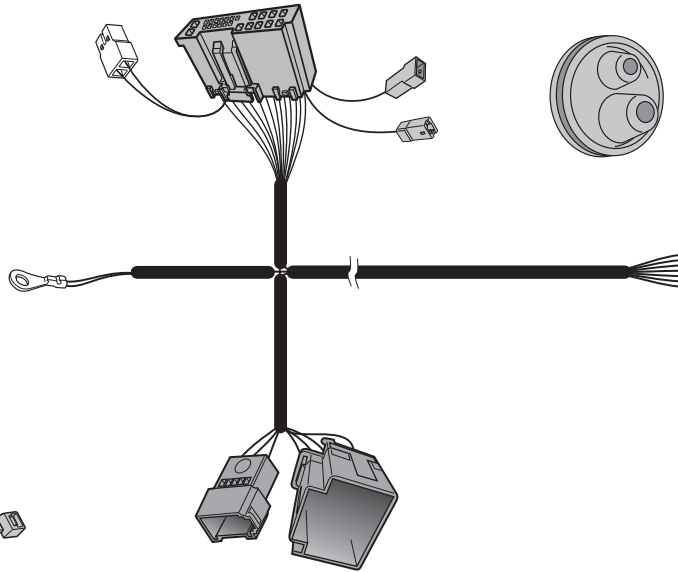
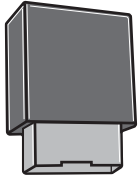


IMPORTANT!

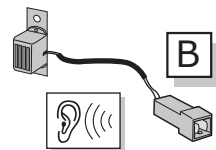

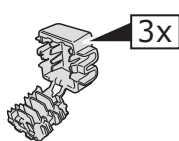
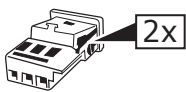
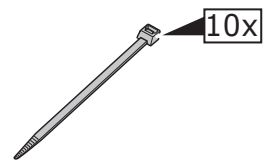
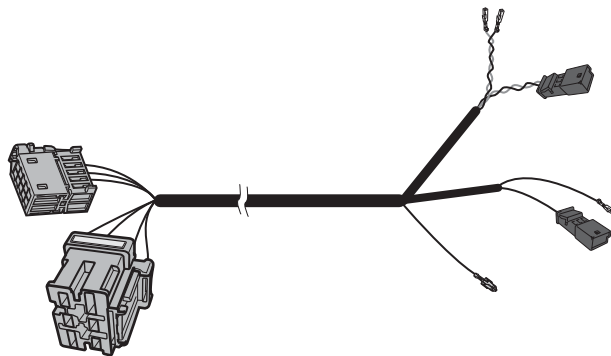
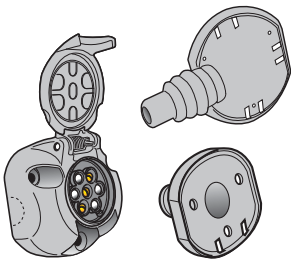
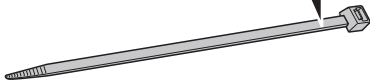
The installation of the towing electrics kit must be carried out by a qualified car technician. No claim can be made for compensation or legal liability in case the kit is improperly installed or modified, in case the vehicle is insufficiently coded, or in case technical changes (software-updates) are made after the towing electrics kit has been put into operation, for example during product recalls by the vehicle manufacturer or OTA maintaining (Over-The-Air software updates). Before installing the towing electrics kit, you must verify the compatibility of the vehicle and the towing electrics kit. Evaluate vehicle fault memory. Only start installation on a fault-free vehicle. Read the fitting instructions completely. In case of questions, please contact technical support: Technical@rightconnect.co.uk and/or 01952 608750 OPT 2. The installation manual contains important information and must be kept with the vehicle service documents after the installation of the towing electrics kit. Vehicle manufacturer diagnostic systems do not have access to the internal fault memory of the trailer module. Error logs in diagnostic processes may be due to improper installation or insufficient coding of the vehicle. If necessary, disconnect the trailer module and repeat the diagnostic process. Limit the time for troubleshooting to a maximum of 0,5 hours and contact technical support in case of any problems. The trailer socket test must be carried out with a suitable test device, a trailer or a load carrier. LED test plugs without load resistors are not suitable for a proper function test. Trailer or load carriers must be equipped with a rear fog light. If a trailer socket adaptor has been used, this must be removed from the trailer socket after trailer operation. All information and illustrations shown are non-binding. Subject to technical changes.



***Option**



5x



Optional



Right Connections
towbar wiring kits for the uk

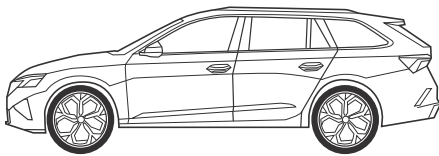


Trailer Simulator for 7- and 13-pin Sockets

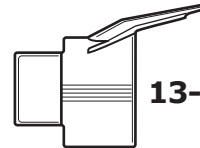
1

Optional

Adapter socket




7-pin



13-pin

Right Connections part no. AD713



2



Fitting Instructions




Download

from

www.rightconnections.co.uk


↳ Catalogue / Fitting Instructions /




3

Right Connections
towbar wiring kits for the uk

**Alternative Option:
Right Connections Mobile APP**



4

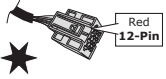


Note: It may be necessary to check if this vehicle has a stored radio code before disconnecting the battery!

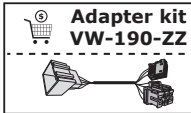


5

Vehicles with trailer preparation until MY2014:



Red 12-Pin



Adapter kit VW-190-ZZ

FOR VEHICLES WITHOUT TRAILER PREPARATION

B+/30
OPTION A B

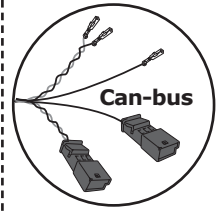
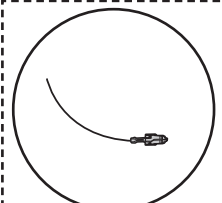
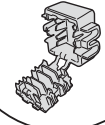


20 Amp.

CANbus
OPTION A



CANbus
OPTION B

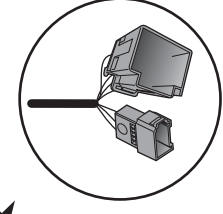

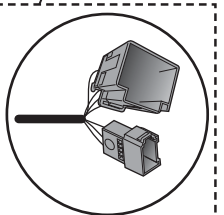
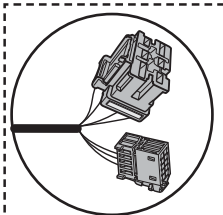
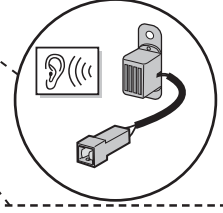
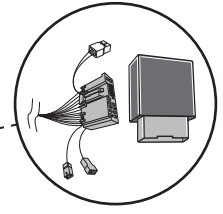
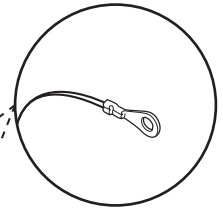
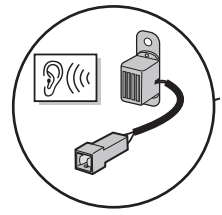
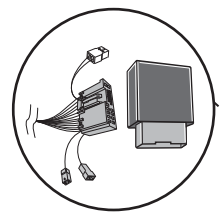
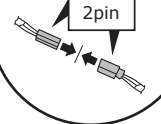


Can-bus

FOR MODELS WITH TRAILER PREPARATION

CAN CONNECTOR

BK 2pin



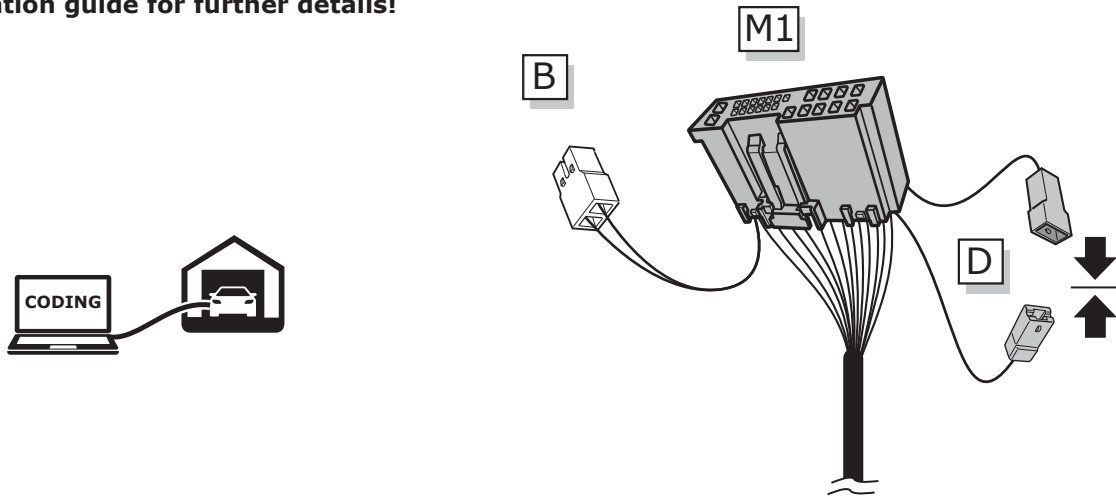
FOR VEHICLES WITHOUT TRAILER PREPARATION

★ FOR VEHICLES WITH TRAILER PREPARATION

6

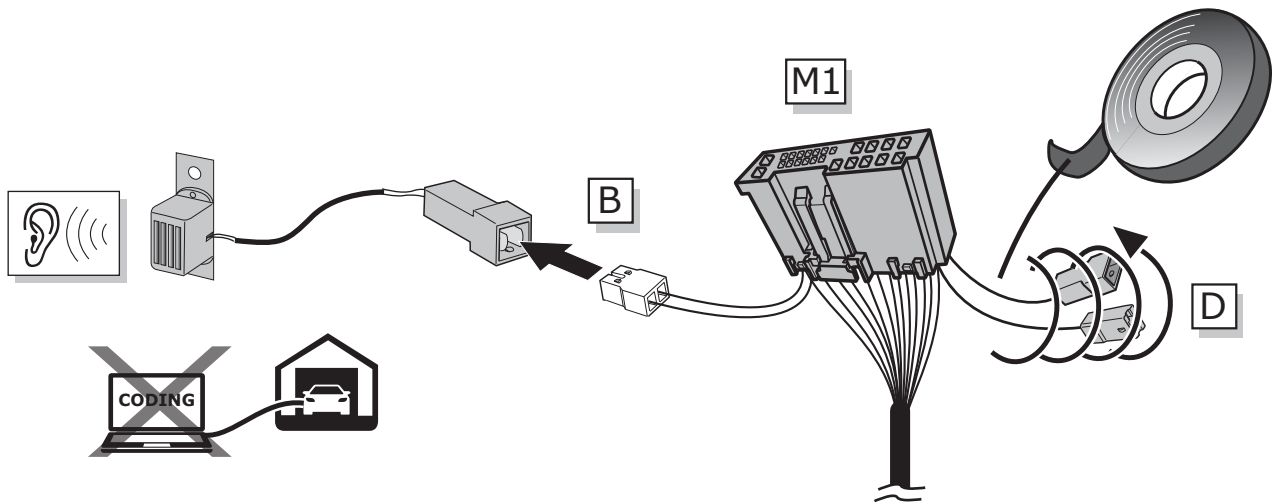
Duplex-Mode 1 - With Coding (read/write)

See your vehicle's type-specific installation guide for further details!



Duplex-Mode 2 - Without Coding (read-only)

See your vehicle's type-specific installation guide for further details!



Vehicles with the equipment codes NI1, NI7, NI8, and NI9 currently cannot be coded for trailer operation. The so-called PR codes NI1, NI7, NI8, and NI9 represent an extended protection device from Volkswagen AG (SFD2), which will be implemented starting August 2023 and now affects all models. For vehicles with the aforementioned PR codes, the ECS Duplex installation kit must be installed in read-only mode as described above.


Duplex-Mode 2 - Without Coding (read-only)



Please note:

This wiring kit does not support any vehicle assistance systems in Duplex 2 mode (read-only). Assistance systems may need to be deactivated manually when towing a trailer or load carrier. The rear fog light of the vehicle is not deactivated when towing a trailer. After the towing electrics kit has been put into initial operation, manual deactivation of assistance systems may, in exceptional cases, be subsequently restricted by the vehicle manufacturer through software updates. Any warranty from ECS is expressly excluded in this case. Please contact the vehicle manufacturer.

Duplex-Mode 2 - Without Coding (read-only)



Please note:

The electric tailgate will continue to operate even when a load carrier/trailer/caravan is connected and must be operated manually to avoid damage. Automatic or remote-controlled parking assistance systems must not be used when towing a trailer.