

Citroen C5X

02/2022 >>

DS4

11/2021 >>

DS4 Cross

11/2021 >>

DS4 Performance Line

11/2021 >>

DS4 E-Tense

11/2021 >>

Peugeot 308 III / PHEV

10/2021 >>

Peugeot 308 SW / PHEV

12/2021 >>

Peugeot E-308 III (P51)*

07/2023 >>

Peugeot E-308 III SW (P52)*

09/2023 >>

Peugeot 408 III (P54)

01/2023 >>

Peugeot 408 III PHEV (P54)

01/2023 >>

Peugeot 3008

04/2024 >>

Peugeot E-3008

04/2024 >>

Peugeot 5008

08/2024 >>

Peugeot e-5008

08/2024 >>

Vauxhall Astra L

02/2022 >>

Vauxhall Astra L PHEV / GSe

02/2022 >>

Vauxhall Astra L Electric*

06/2023 >>

Vauxhall Astra L Sports Tourer

02/2022 >>

Vauxhall Astra L Sports Tourer PHEV / GSe

02/2022 >>

Vauxhall Astra L Sports Tourer Electric*

06/2023 >>

Vauxhall Grandland/PHEV/Electric

12/2024 >>

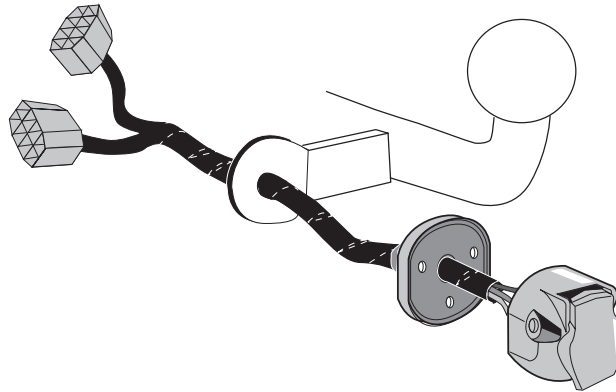
*Extension kit SP577ZZ necessary!

towbar wiring kits for the uk

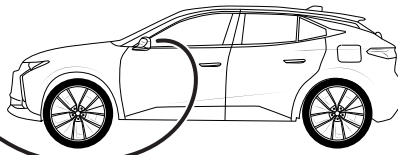
Part No: DS-001-07M

Electric wiring kit for towbars / 7-pin / 12N / 12 Volt / ISO 1724

Fitting instructions



Set up trailer operation



The light functions on the trailer will only operate **AFTER** the vehicle has been re-coded!



IMPORTANT!

This electric kit has to be installed by a professional workshop or a suitable qualified person.

The installation instructions must have been read and fully understood before the start of any installation. Please contact your wiring kit provider or the hotline shown in the footer should you need assistance!

Make sure the vehicle is approved/homologated by the manufacturer to tow a trailer!

Also please check that there is a definite compatibility between this vehicle and the electric kit!

Following the installation of the electric kit, the fitting instructions should be kept together with the vehicle service document and vehicle handbook. The fitting instructions contain important information relating to the use and function of the towing kit as well as for any diagnostic or activation process, that might have to be repeated in the future (e.g. after the performance of a vehicle software update).

All warranty claims will be forfeited if the electric kit or components contained therein are used incorrectly or modified. If a towing socket adaptor has been used to connect to the trailer or bike rack, this must be removed from the trailer socket once the trailer or bike rack has been disconnected.

If the trailer or bike rack is not equipped with a rear fog lamp, depending on the towing vehicle type, the correct function of the towing kit cannot be guaranteed. In such cases, a rear fog lamp should be retro fitted.

This towing electric kit will not be covered under warranty if any technical or electrical modifications or software updates have been performed by the vehicle manufacturer after the initial commissioning of the kit. That applies especially to modifications or updates which may cause malfunctions in the trailer socket or any other part of the trailer electrical equipment!

Depending on the type of trailer module used in this electric kit, diagnostic interrogation with the vehicle's electrical system may be limited or will not function. The error memory inside the trailer module may not be able to be accessed by vehicle manufacturers diagnostic system.

Error logs relating to the trailer electrical equipment, that may be generated in the vehicle manufacturers diagnostic system as a result of a test procedure, may be due to the incorrect installation of the towing electric kit or the false activation of the trailer module.

We always recommend whenever possible, the following troubleshooting process:

→ An analysis of the vehicle's error memory and possibly clearing of all faults before the start of the installation!

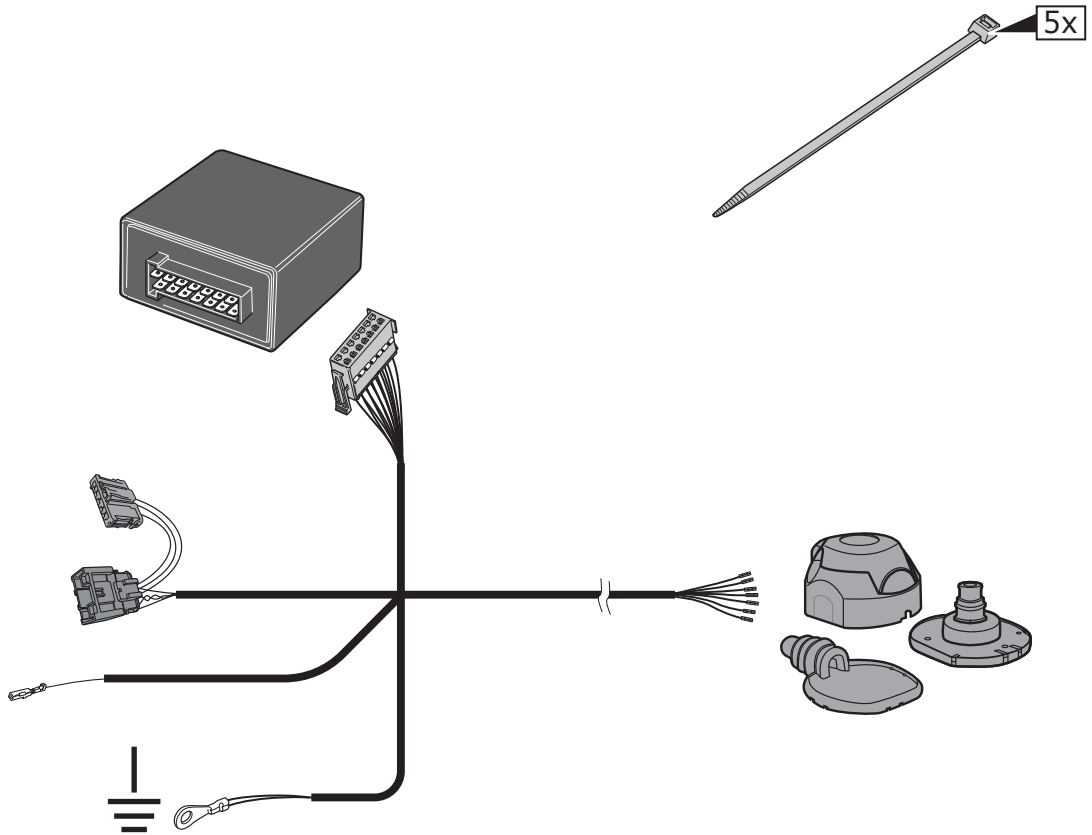
→ Try disconnecting the trailer module from the towing harness and re-start the fault clearing process!

→ If in doubt, limit the time for troubleshooting to a max of 0,5 hours and call our Technical Support Team!

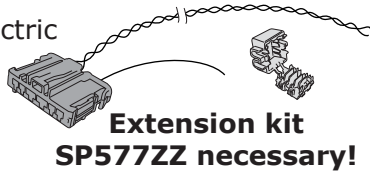
Please follow our instructions carefully and always test the towing electrics using a true lighting board or a specifically designed bulb tester. If an LED tester is used, ensure it is equipped with correct load resistors or malfunctions will occur!

This instruction is subject to changes and we reserve the right to make changes to design, colour etc.

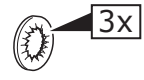
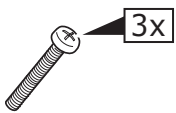
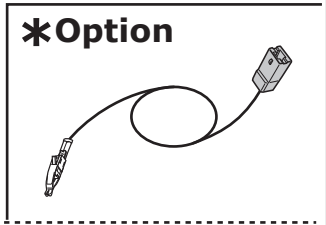
All of the data and illustrations may not be an exact representation but the text contained in this instruction must be observed!



Vauxhall Astra L Electric
 Vauxhall Astra L Sports Tourer Electric
 Peugeot E-308
 Peugeot E-308 SW



**Extension kit
 SP577ZZ necessary!**



Optional



Right Connections
towbar wiring kits for the uk


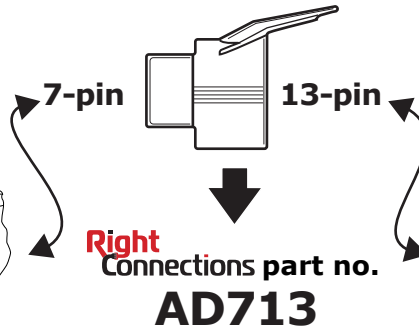
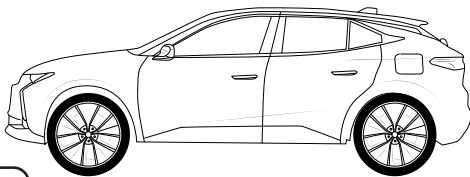


Trailer Simulator for 7- and 13-pin Sockets

1

Optional

Adapter socket



2



Fitting Instructions




Download

from

www.rightconnections.co.uk


↳ **Catalogue / Fitting Instructions /**




3

Right Connections
towbar wiring kits for the uk

**Alternative Option:
Right Connections Mobile APP**



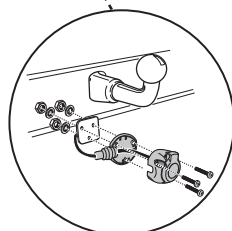
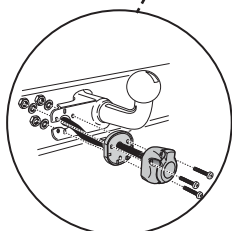
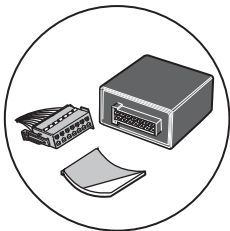
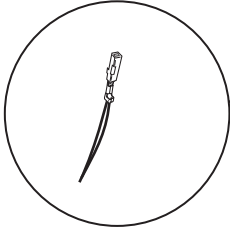
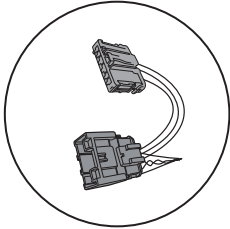
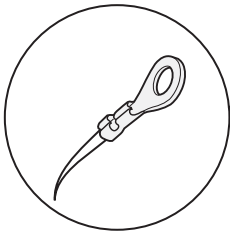
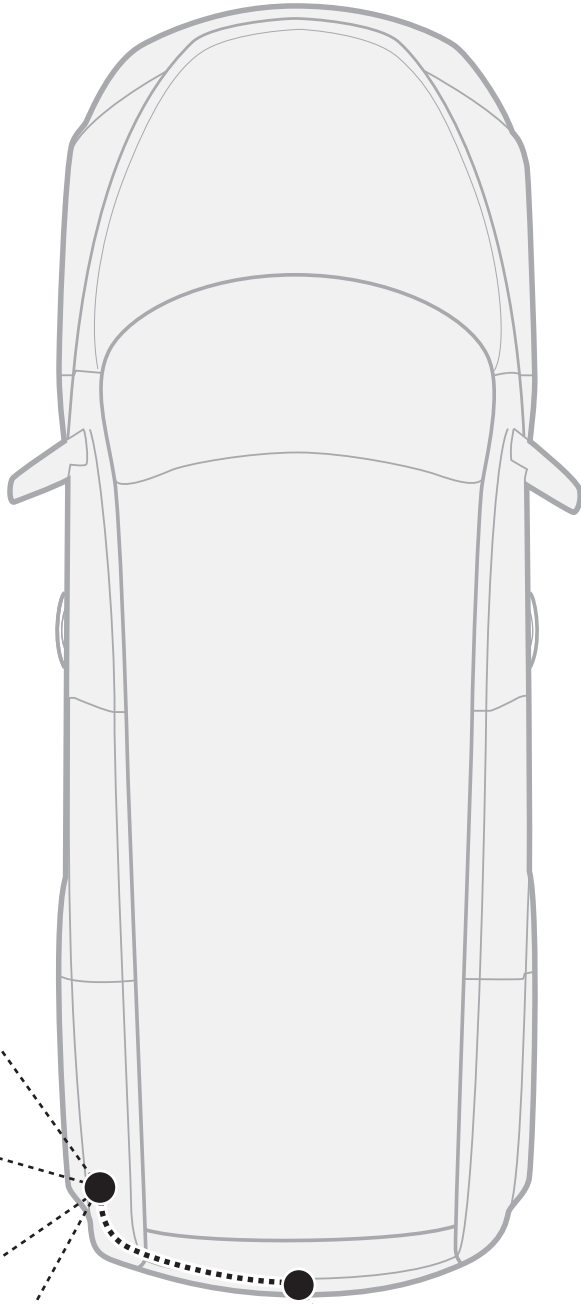
4



Note: It may be necessary to check if this vehicle has a stored radio code before disconnecting the battery!



5



6